
















## What To Do If A Fight Occurs





-  **Never reach your hands into the middle of a dog fight.** You may get bitten, even by your own dog.
-  Distract the dogs and divert their attention. A blast of water from a water bottle or a loud whistle may work. Be aware that an injured dog may bite anyone nearby.
-  If your dog is not in the fight, make sure he or she does not join in.
-  If a fight occurs, remove your dog to a neutral area. Maintain a cool head. Getting upset and yelling will only add to the frenzy.
-  **Exchange Information:** When warranted, exchange contact information with the other dog owners. If you can't, because you must attend to your dog, designate someone else to get information. All involved parties should provide pertinent information to each other, including name, address, phone numbers, and vaccination records to each other.
-  Even the calmest person may become upset, angry or belligerent, if they or their dog are injured in a fight. Emotional behavior is automatic; **try to remain calm** and as objective as possible.
-  **Legal Responsibility:** Owners are liable for injuries or damages caused by their dogs. This includes injury to another dog or person, no matter how it began.
-  **Report the Incident:** Minor scuffles occur frequently. In the event of a serious fight, injury or a dog that clearly exhibits aggressive or dangerous behavior, call the Park Rangers, CRPD, Animal Control or the police department to report the incident.

**YOUR DOG IS YOUR PERSONAL PROPERTY. YOU ARE LEGALLY RESPONSIBLE FOR DAMAGE OR INJURY CAUSED BY YOUR DOG! REMAIN IN CONTROL AND IN**

## Prohibited Inside The Dog Park

-  Food of any kind (dog treats or people food)
-  Smoking and alcoholic beverages
-  Children's toys
-  Grooming of dogs
-  Running and jumping (remind your children of this rule).
-  Never leave your dog(s) alone in the dog park.
-  Dogs left unattended will be impounded by Animal Control. Close supervision of your dog is require **at all times**. Please pay attention to its behavior.

## Prohibited Inside The Dog Park *(continued)*

-  **No female dogs in heat.** We strongly urge you not to bring any unsprayed or unneutered dogs to the dog park. Their presence causes increased arousal of other dogs and, therefore, exposes everyone to an increased risk of dog fights.
-  **No puppies** under five months of age, due to their vulnerability to disease and injury.
-  **No commercial use of this facility** is allowed, including solicitation and advertisements, per District Ordinance 113.
-  Do not leave tennis balls, toys or other personal items in the park or they will be discarded.

## Important Phone Numbers

Dog Park Closure Information Hotline:	(805) 381-1299
Conejo Recreation & Park District:	(805) 495-6471
Agoura Animal Shelter:	(818) 991-0071
<b>Park Rangers:</b>	
Office:	(805) 381-2741
On Duty Ranger:	(805) 402-9551
Back-Up 1:	(805) 402-9552
Back-Up 2:	(805) 402-9553
Back-Up 3:	(805) 402-9550
Back-Up 4:	(805) 444-9551
Back-Up 5:	(805) 796-4710
<b>Pet Emergency Clinic:</b>	(805) 492-2436
2967 N. Moorpark Road, Thousand Oaks (Nights, Weekends, Holidays Only)	

## Other Resources & Information

**Bulletin Boards:** These are located inside each section near the entrance gate. They are for posting information such as pets for adoption, lost pets, pet-related information and non-profit events of public interest. If you want something posted on the bulletin board, please insert the item(s) in the large envelopes provided. Note that commercial advertising or solicitations will not be accepted, including advertising for breeding of animals.

**Donational Pipe:** This is located outside near the entrance gates. Donations will be used solely for dog park improvements and amenities such as additional trash cans, pooper scoopers, benches, etc.

Visit our website at:

[www.crpdp.org](http://www.crpdp.org)



# Welcome to the Conejo Creek Dog Park!

1350 Avenida de Las Flores  
Thousand Oaks, CA  
(805) 495-6471 (office)  
(805) 381-1299 (hotline)  
[www.crpdp.org](http://www.crpdp.org)



CRPD provides and maintains this dog park for the benefit and enjoyment of our community's dogs and their human families. The park has two separate sections, one for small dogs (30 lbs. and under), and one for large dogs (over 30 lbs.). Please take a few minutes to familiarize yourself with the park rules. There are good reasons for the rules, based on knowledge and understanding of canine behavior. Please abide by them while you're here. If in doubt, please conduct yourself with maturity and consideration for others.

**Thank you and enjoy your dog park experience!**

---

## Hours

**Open:** Daily from 7:00 a.m. to 8:30 p.m.

**Closed:** (for maintenance)

- 🐕 Every Thursday from 7:00 a.m. to 9:00 a.m.
- 🐕 All day on the 3rd Thursday of every month
- 🐕 As necessary for turf protection and during inclement weather.

Call (805) 381-1299 for information about weather-related closings.

---

## Entering the Park

- 🐕 Dogs must be leashed outside the dog park fence at all times. Leash must not exceed six feet.
- 🐕 Do not open the outside gate if the inside gate is open.
- 🐕 Wait until the double-gated holding area is empty and both gates are closed and latched before entering. Once inside the holding area, remove the leash from your dog. Only one family inside the holding area at a time. This holding area is also where you will leash your dog when leaving the park.
- 🐕 Enter the park, close the gate and move your dog away from the entrance. Make sure all gates are securely latched behind you.
- 🐕 It is important that all dogs are unleashed while in the park. If your dog is on a leash while in the park, this may put your dog at a disadvantage and may cause an altercation.
- 🐕 If your dog must be muzzled, it should not be in the dog park.
- 🐕 **Enter at your own risk.** Adults and children assume all risks associated with the leash-free dog park.

## While in the Park

- 🐕 Owners must clean up after their pets. Mutt mitts and pooper scoopers are provided for your convenience.
- 🐕 **Aggressive dogs must be removed from the dog park immediately without debate.**
- 🐕 You are responsible for your actions and those of your dog. Aggressive dogs may be banned for appropriate periods of time. Aggressive dogs are defined as either vicious or dangerous dogs as designated in the California Food and Agricultural Code 31601-02-03-04. An aggressive dog is defined as any dog that is determined by the District to pose a threat to dogs or people by virtue of a single incident or history of unprovoked acts of aggression against people or animals. Violation of the Food and Agricultural Code carries penalties up to \$1,000.
- 🐕 All dogs must wear a collar with proper ID and current license.
- 🐕 All dogs must be properly vaccinated, healthy (no contagious conditions), and parasite-free. While city regulations require only rabies immunization, it is strongly advised that your dog be vaccinated for Bordetella (kennel cough), DHLPP, and Coronavirus.
- 🐕 Carry your dog's leash with you while in the dog park. A leash is a sure way of gaining control over your dog if needed, and may act as an impromptu muzzle in an emergency.

---

## Children In The Dog Park

- 🐕 **The dog park is not a place for young children.** Not all dogs are child-friendly.
- 🐕 Never allow your child to approach or pet a strange dog without the owner's presence and approval.
- 🐕 Herding dogs may nip at children while attempting to "round them up".
- 🐕 A running, squealing or screaming child may become a target for many dogs as the child resembles an injured animal or prey.
- 🐕 Direct eye contact is confrontational to dogs. An interested child staring into a dog's face may provoke it.
- 🐕 Never let your child have toys or food while in the dog park. A friendly dog might knock down your child to get at a bright ball, squeaky toy or cookie.
- 🐕 One adult to supervise several children or an infant and the family dog is not sufficient to ensure everyone's safety. Be sure you can take care of everyone you bring to the park.
- 🐕 **All dogs have the potential to bite.**

## Children In The Dog Park (continued)

- 🐕 Be sure your children (and you) always wear shoes in the dog park. Children can pick up fleas, lice or skin mites from infected dogs. Tennis balls may carry disease and contamination.
- 🐕 Children are more susceptible to contracting intestinal worms and other infections from touching grass where feces or urine are present. That is one major reason why dogs are prohibited from children's playgrounds and schoolyards.
- 🐕 If you do bring your children into the park, please teach them how to behave with animals and what to do in an emergency:
  - ⇒ Never run
  - ⇒ Hide your face
  - ⇒ Tuck your arms and legs into your body
  - ⇒ Curl up in a ball, face down on your hands and knees
  - ⇒ Be as still and quiet as possible
  - ⇒ Wait for help or until the dog has left
  - ⇒ Do not stand

---

## Prevent a Dog Fight Before It Happens

- 🐕 Learn the 4P warning signs:
  - ⇒ **Posture:** A dog's body language can communicate fear, hostility, or submission. Learn to read and respond to your own dog's body language, as well as others.
  - ⇒ **Packing:** More than two or three dogs packed together can lead to trouble. Break it up before it starts by leading your dog to a neutral area at least 30 feet away.
  - ⇒ **Possession:** Whether it's you, a ball, or a treat, most dogs will protect what is theirs.
  - ⇒ **Provoking:** If your dog is continuously annoying another dog or dogs, it's time to leave the park.
- 🐕 Pay attention to your dog and be aware of where he or she is and what he or she is doing at all times.
- 🐕 Stay close enough to control or protect your dog in the face of a potential fight. Keep a collar on your dog at all times so you have something to grab if needed. Choke chains, prong collars, and spiked collars should NOT be on your dog while inside the park. They can be dangerous to both dogs and people.
- 🐕 Leave the park. On some days, there is just bad dog chemistry. Go for a walk or come back later.

