



Conejo Recreation & Park District

GENERAL MANAGER
Jim Friedl

BOARD OF DIRECTORS
George M. Lange, Chair
Susan L. Holt, Vice Chair
Joe Gibson, Director
Ed Jones, Director
Chuck Huffer, Director

GENERAL MANAGER EMERITUS
Tex Ward

DATE: June 6, 2017

TO: Board of Directors

FROM: Jim Friedl, General Manager 

SUBJECT: California's Severe Drought and Conejo Recreation and Park District's Response in Terms of Water Conservation Recommendations

On May 7, 2015, the Board directed staff to provide monthly reports of the District's water use, water savings projects, and activities to date.

Water Use

Attached is the monthly water use report, including:

- Water use from June 1, 2015 to January 2017 as compared to same months in 2013
- District's Water Usage per Acre (All Funds)
- Overall Water Costs (All Funds)
- Rainfall

FY 2016/2017 Water Savings Projects and Activities

- Capital Projects
 - Drought Response Irrigation Improvements and Turf Conversions – Districtwide
 - ◆ Twenty-six parks approved by Metropolitan Water District (MWD) for turf rebate funds in the amount of \$720k. All funds received.
 - ◆ Received additional rebate funds (\$233k) from Cal Water for turf conversions over and above MWD program
 - Investigate/Develop Conversion to Reclaimed Water at Triunfo Community Park
 - ◆ Turf rebate application submitted and approved for \$50k. Waiting on rebate.
 - ◆ Work completed April 2017
 - Six Pickleball Courts and Turf Conversion at Rancho Conejo Playfield
 - ◆ Turf rebate application approved (NTE \$50k). Rebate submitted for approval.
 - ◆ Work completed May 2017. Turf Conversion completed April 2017.

ADMINISTRATIVE OFFICES

403 West Hillcrest Drive • Thousand Oaks, CA 91360-4223
(805) 495-6471 • FAX: (805) 497-3199 • Email: parks@crpd.org • Website: www.crpd.org

- Master Plan Development and Turf Conversion at Banyan Neighborhood Park
 - ◆ Project out to bid Spring 2017
- Phase 3 Development and Turf Conversion at Northwood Neighborhood Park
 - ◆ Turf rebate application submitted and approved for \$50k. Waiting on rebate.
 - ◆ Work started December 6, 2016
 - ◆ Estimated completion July 2017. Turf Conversion completed March 2017.
- Modifying Turf Refurbishments
 - Ongoing
- Public Outreach
 - Website updated - information, maps of turf conversion areas (www.crpdc.org/water)

STRATEGIC PLAN COMPLIANCE

Meets 2017 Strategic Plan Element 6.9: Evaluate enhanced recycling and energy conservation practices. Evaluate and enhance our recycling and energy conservation practices within the District and at District properties and events to assure that we continuously improve the District's recycling, energy conservation, resource utilization and related practices.

Respectfully submitted by,



T. P. Hare
Administrator, Parks and Planning

TP/jd
Attachments


CRPD WATER USAGE

DATA AS OF MAY 1, 2017

DISTRICTWIDE

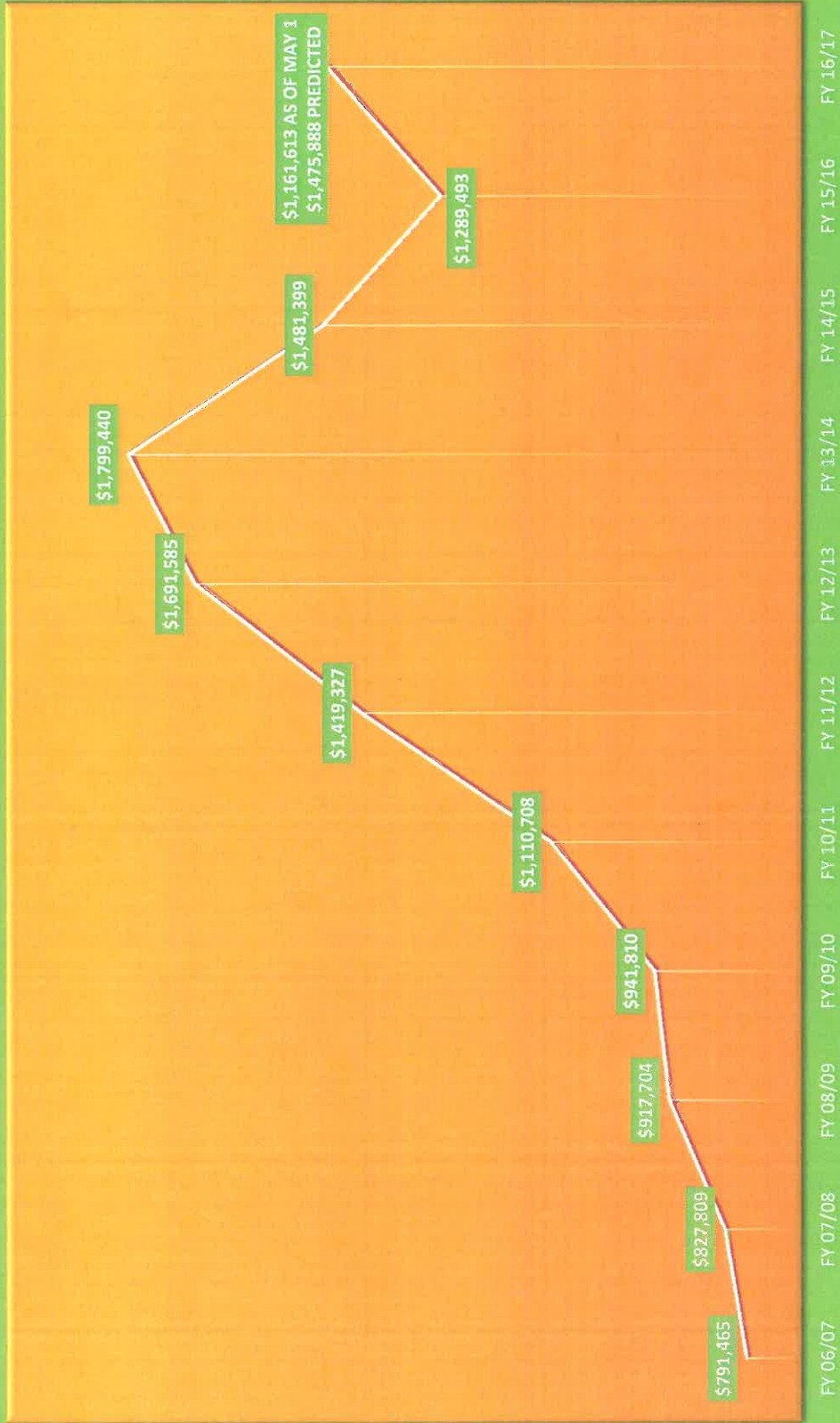
MONTH	YEAR	ACTUAL UNITS	MONTH	YEAR	UNITS	DIFFERENCE	MONTH % CHANGE	CUMULATIVE DIFFERENCE	CUMULATIVE % CHANGE
JUNE	2015	22,657	JUNE	2013	47,823	-25,166	-52.62%	-25,166	-52.62%
JULY	2015	28,177	JULY	2013	50,433	-22,256	-44.13%	-47,422	-48.26%
AUGUST	2015	27,366	AUGUST	2013	55,126	-27,760	-50.36%	-75,182	-49.02%
SEPTEMBER	2015	26,335	SEPTEMBER	2013	47,862	-21,527	-44.98%	-96,709	-48.06%
OCTOBER	2015	22,427	OCTOBER	2013	29,358	-6,931	-23.61%	-103,640	-44.94%
NOVEMBER	2015	17,639	NOVEMBER	2013	22,783	-5,144	-22.58%	-108,784	-42.93%
DECEMBER	2015	12,586	DECEMBER	2013	11,995	591	4.93%	-108,193	-40.77%
JANUARY	2016	4,290	JANUARY	2013	6,121	-1,831	-29.91%	-110,024	-40.52%
FEBRUARY	2016	9,773	FEBRUARY	2013	5,646	4,127	73.10%	-105,897	-38.21%
MARCH	2016	13,080	MARCH	2013	17,803	-4,723	-26.53%	-110,620	-37.50%
APRIL	2016	17,304	APRIL	2013	27,198	-9,894	-36.38%	-120,514	-37.41%
MAY	2016	25,034	MAY	2013	43,744	-18,710	-42.77%	-139,224	-38.05%
JUNE	2016	32,835	JUNE	2013	47,823	-14,988	-31.34%	-154,212	-37.27%
JULY	2016	36,874	JULY	2013	50,433	-13,559	-26.89%	-167,771	-36.15%
AUGUST	2016	41,678	AUGUST	2013	55,126	-13,448	-24.40%	-181,219	-34.90%
SEPTEMBER	2016	36,296	SEPTEMBER	2013	47,862	-11,566	-24.17%	-192,785	-33.99%
OCTOBER	2016	29,814	OCTOBER	2013	29,358	456	1.55%	-192,329	-32.24%
NOVEMBER	2016	13,066	NOVEMBER	2013	22,783	-9,717	-42.65%	-202,046	-32.63%
DECEMBER	2016	7,092	DECEMBER	2013	11,995	-4,903	-40.88%	-206,949	-32.78%
JANUARY	2017	2,145	JANUARY	2013	6,121	-3,976	-64.96%	-210,925	-33.09%
FEBRUARY	2017	2,514	FEBRUARY	2013	5,646	-3,132	-55.47%	-214,057	-33.29%
MARCH	2017	7,818	MARCH	2013	17,803	-9,985	-56.09%	-224,042	-33.90%
APRIL	2017	22,617	APRIL	2013	27,198	-4,581	-16.84%	-228,623	-33.23%
MAY	2017		MAY	2013	43,744				0.00%
JUNE	2017		JUNE	2013	47,823				0.00%
JULY	2017		JULY	2013	50,433				0.00%
AUGUST	2017		AUGUST	2013	55,126				0.00%
SEPTEMBER	2017		SEPTEMBER	2013	47,862				0.00%
OCTOBER	2017		OCTOBER	2013	29,358				0.00%
NOVEMBER	2017		NOVEMBER	2013	22,783				0.00%
DECEMBER	2017		DECEMBER	2013	11,995				0.00%

CONEJO RECREATION AND PARK DISTRICT WATER USAGE PER ACRE (ALL FUNDS)



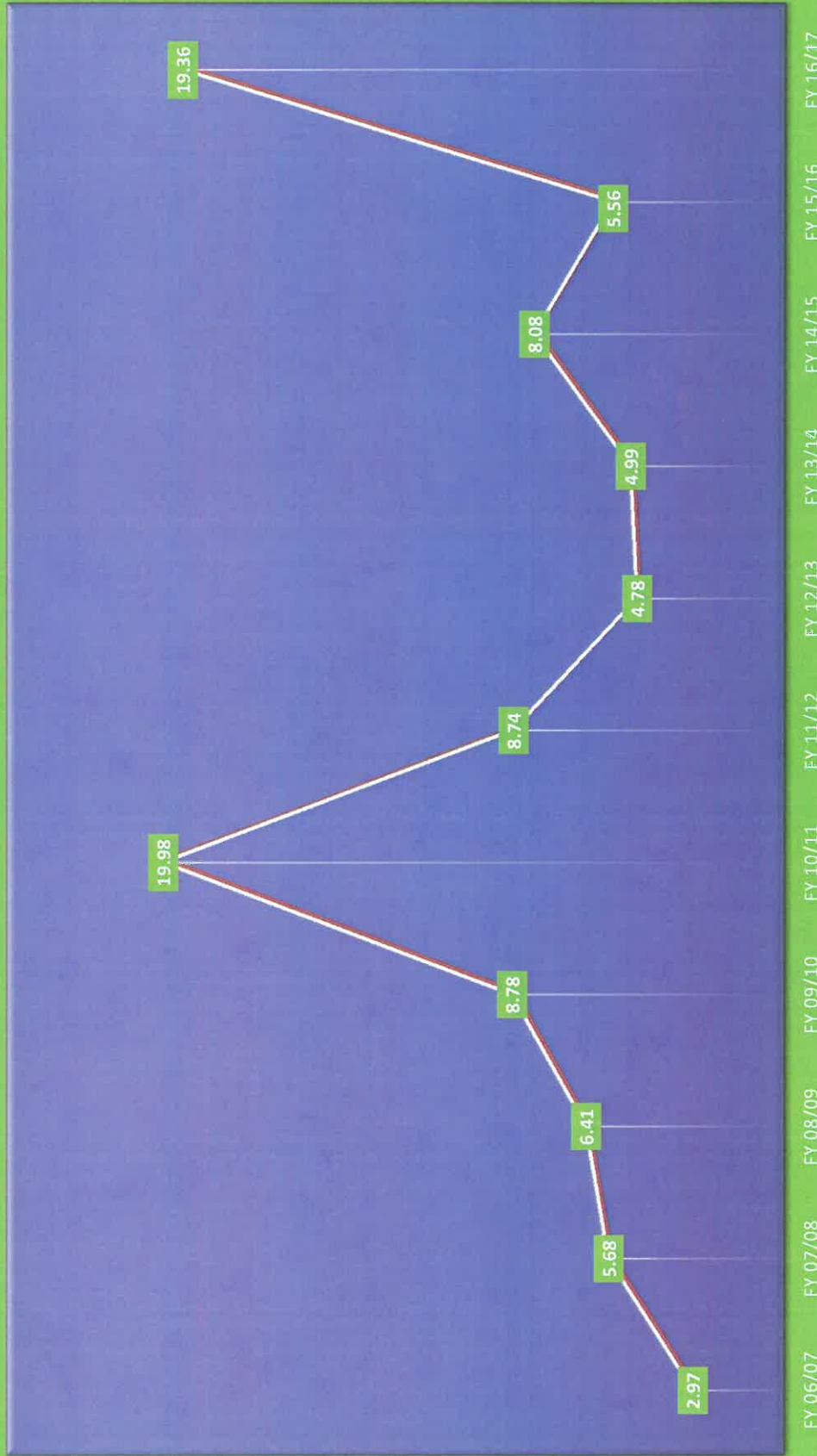
UNITS
(1 UNIT = 748 GALLONS OF WATER)

CONEJO RECREATION AND PARK DISTRICT OVERALL WATER COST (ALL FUNDS)



CONEJO RECREATION AND PARK DISTRICT

RAINFALL AS OF JULY 1 - MAY 1



RAIN IN INCHES